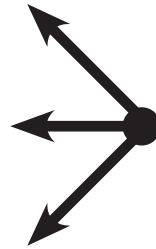
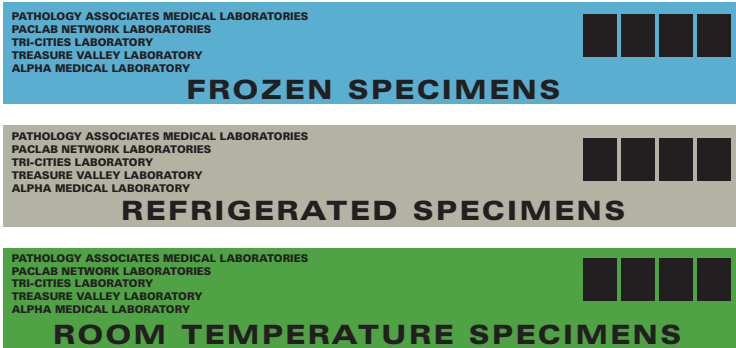


# One Patient, One Requisition, One Bag



Select appropriate bag for specimen transport:


## 1. Specimen Preparation

- Place a label from the requisition on each sample.
- Include the 2-Patient Identifier such as name and/or birth date, along with the Peel and Stick Label from the requisition.



## 2. Bag Preparation

- Include only one patient sample per bag.
- Use a cardboard tube holder for 4 or more tubes.
- Place specimen(s) in sealed portion of bag.
- If multiple temperature bags are used for the same patient, place a requisition label on the outside of the other temperature-specific bags.
- Complete the information on front of baggies, including date, client name and account number.



## 3. Requisition Preparation

- Place horizontally-folded requisition in outside pouch of bag.
- Account information and barcode should be facing out.
- If a patient has more than one specimen requiring multiple temperature bags, place the requisition in only one of the bags.

